

MODEL

A650

SOLAR LED AVIATION AND INDUSTRIAL LIGHT

Applications

Taxiway and apron edge
Construction, barricades, and fences
Temporary or permanent markings
Helipads
Hazard marking

- **Easy installation and relocation:** no specialized work crew required, limited air traffic disruption and lights are immediately operational. The A650 can also be quickly relocated for temporary or emergency applications.
- **Self-contained and low maintenance:** all components are incorporated within a compact, stand-alone unit. The A650 also features a replaceable battery pack that extends the service life beyond five years, reducing the total cost of ownership and resulting in significant cost savings.
- **Intelligent settings:** the first solar product to incorporate intelligent deployment location settings that allow the A650 to be tuned to its location, protecting it against improper configuration.
- **Unprecedented Reliability:** microprocessor Energy Management System (EMS) monitors and adapts the brightness to environmental conditions for consistent operation and long life under the toughest conditions.
- **Designed and tested to toughest industrial standards:** MIL-STD-202G: Humidity, Immersion, Vibration, Shock; MIL-STD-810G: Solar Radiation, Salt Fog; EN 60945: ESD, EMI, EMC; IP68; L70. The A650 is acceptable for barricade and construction applications at Commercial Part 139 Airports under FAA Advisory Circular AC 150/5370-2E. The A650 Wireless Blue is compliant with the requirements of ICAO Annex 14, Volume 1, Fifth Edition dated July 2009.
- **User friendly:** easy configuration and programming options including: on-board user interface, infrared remote and Device Manager software through USB connection or optional wireless control system offering secure 900 MHz

THE A650 IS COMPLIANT WITH FAA/ICAO PHOTOMETRICS TAXIWAY SPECIFICATION AND FEATURES:

- UP TO 10 CD OF INTENSITY
- REPLACEABLE AND RECYCLABLE BATTERY PACK
- DUSK-TO-DAWN OR ON-DEMAND OPERATION
- NVG-COMPATIBLE IR OPTIONS
- INTELLIGENT DEPLOYMENT LOCATION SETTINGS



Non-wireless



Wireless

Carmanah is backed by a worldwide network of distributors. To find yours visit www.carmanah.com or call +1.250.380.0052 (toll-free US & Canada 1.877.722.8877)

REPRESENTED IN YOUR REGION BY:

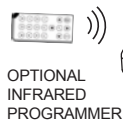
FRIARS MARKETING LIMITED
25 Audley Close | Market Harborough
Leicestershire | LE16 8ER | England
T: +44 (0) 1858 463153
E: sales@friarsmarketing.com



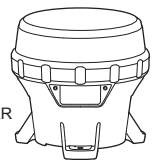
MODEL

A650

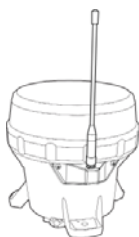
SOLAR LED AVIATION AND INDUSTRIAL LIGHT



OPTIONAL INFRARED PROGRAMMER



NON-WIRELESS A650



WIRELESS A650



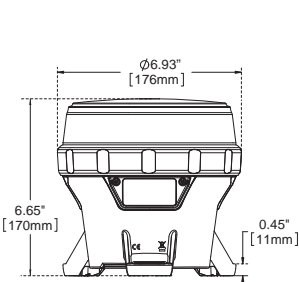
OPTIONAL HANDHELD CONTROLLER

TECHNICAL FEATURES AND SPECIFICATIONS

Solar Panel	High-efficiency cells with bypass and blocking diode function. Maximum power point tracking (MPPT) for optimal energy collection.
Battery	Tool-less, replaceable, and recyclable best-in-class battery pack with extreme temperature range. Battery status feedback of Good, Charge or Bad (Replace).
Light Source	High power LED. Colour-specific temperature corrected LED drivers provide consistent intensity under all operating conditions.
Intensity	Up to 10 cd intensity, steady-on (see photometric plots).
Flash Patterns	256+ (non-wireless) Steady-on mode and flash patterns (wireless)
Construction	Premium grade UV resistant, polycarbonate/polysiloxane co-polymer body and lens material. Double O-ring sealing with waterproof vent.
Colours	Blue, Red, Yellow, Green and White. ICAO and SAE25050 (FAA) compliant chromaticity. NVG-compatible infrared (IR) LEDs (wireless only)
Operating Temperature	-45 to 124 °F (-43 to 51 °C) ambient temperature. The A650 will function up to 190 °F (88 °C) internal and surface temperatures.
Storage Temperature	-45 to 176 °F (-43 to 80 °C)
Colour Indicator	Yes, FAA Eng. Brief 67 compliant.
Weight	3.5 lb (1.6 kg)
Wind Loading	400 mph (180 m/s)
Automatic Light Control (ALC)	When enabled, ALC will dynamically reduce brightness in response to unusually low amounts of sunlight to ensure continued operation.
Radio Receiver	902-928 MHz FHSS (wireless)
Range	Up to 4km (wireless)

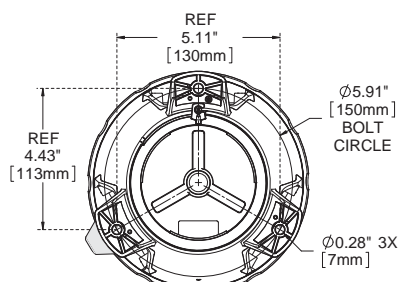
TECHNICAL DRAWINGS AND DIMENSIONS

SIDE VIEW



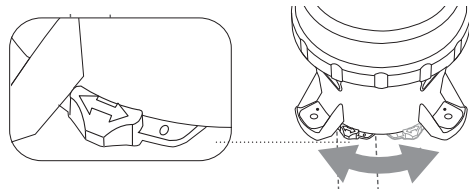
Total height including wireless antenna is 10.9" (276 mm)

BOTTOM VIEW



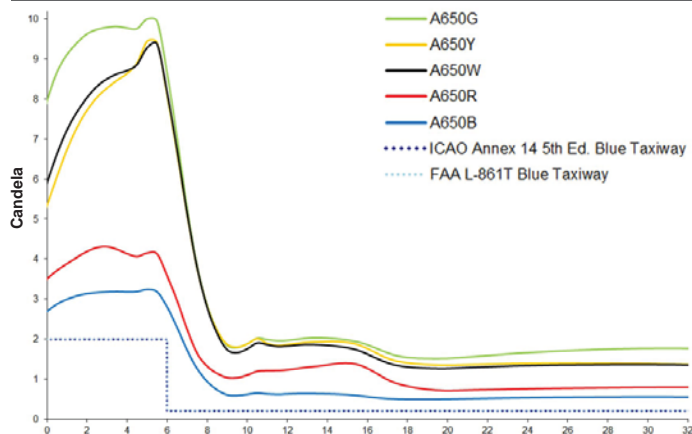
Also available with 7^{7/8}" (200 mm) bolt circle adapter

SWITCHED VIEW*



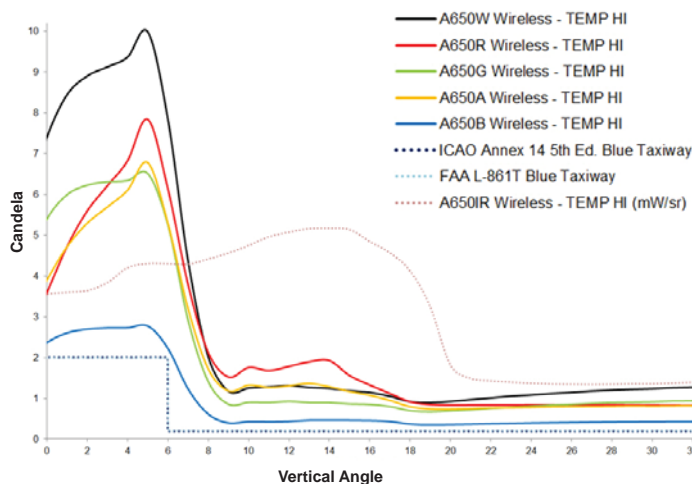
PHOTOMETRIC PERFORMANCE

A650 NON-WIRELESS



Note: Intensity dependent on location. Based on equatorial location of 12-hour night duration and steady-on (001) flash code.

A650 WIRELESS



CONFIGURATION

MODEL	OUTPUT ▼	SWITCH ▼	CONTROL ▼
A650	RED GREEN WHITE YELLOW BLUE	NON-SWITCHED SWITCHED*	NON- WIRELESS WIRELESS*

*A650 Wireless version must have switch.

Specifications may be subject to change

Carmanah is a Canadian public corporation - TSX:CMH
© 2012, Carmanah Technologies Corp.
Document: AVOB_TECH_A650_Spec_Sheet_RevE

US Patent No 6,573,659, Other patents pending. "Carmanah" and Carmanah logo are trademarks of Carmanah Technologies Corp.